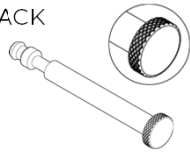
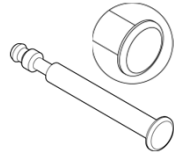




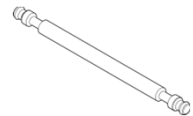
END PIN – BRASS/BLACK
 SH-END-PIN-BRASS
 SH-END-PIN-BLACK



END PIN
 SH-END-PIN






INTERMEDIATE PIN
 SH-INT-PIN



PIN CLIP



 LADDER
 RAIL

 LADDER EXTENSION
 BRIDGING LADDER