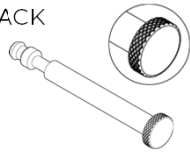
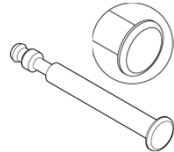




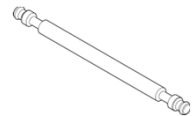
END PIN - BRASS/BLACK  
 SH-END-PIN-BRASS  
 SH-END-PIN-BLACK



END PIN  
 SH-END-PIN





INTERMEDIATE PIN  
 SH-INT-PIN



PIN CLIP



 LADDER  
 RAIL

 LADDER EXTENSION  
 BRIDGING LADDER